



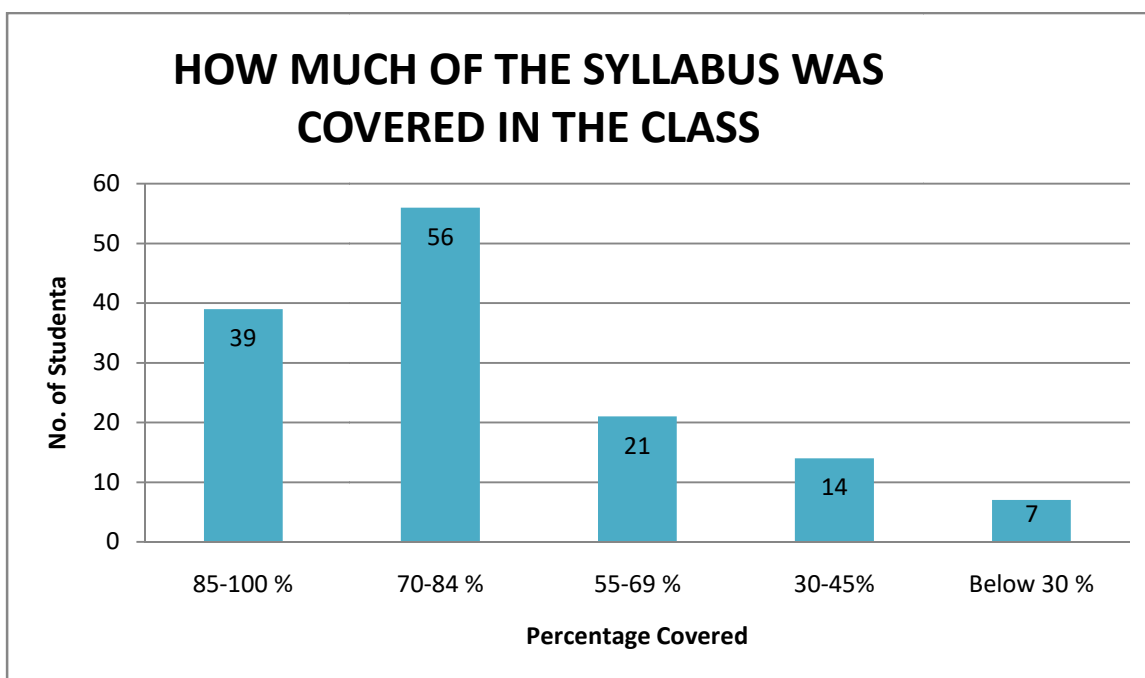
**B.P. CHALIHA COLLEGE, NAGARBERA**  
P.O.: NAGARBERA  
DIST: KAMRUP (ASSAM)  
PIN- 781127

**NATIONAL ASSESSMENT AND ACCREDITATION  
COUNCIL (NAAC)  
STUDENT SATISFACTORY SURVEY  
UNDER CRITERION II OF TEACHING - LEARNING AND  
EVALUATION  
YEAR 2019-20**

**Date of Issue: 1<sup>st</sup> June 2020**  
**Last date: 10<sup>th</sup> June 2020**  
**[Total number of Respondents 137]**

1. How much of the syllabus was covered in the class?

4 – 85 to 100%	39 students
3 – 70 to 84%	56 students
2 – 55 to 69%	21 students
1– 30 to 54%	14 students
0 –Below 30%	07 students

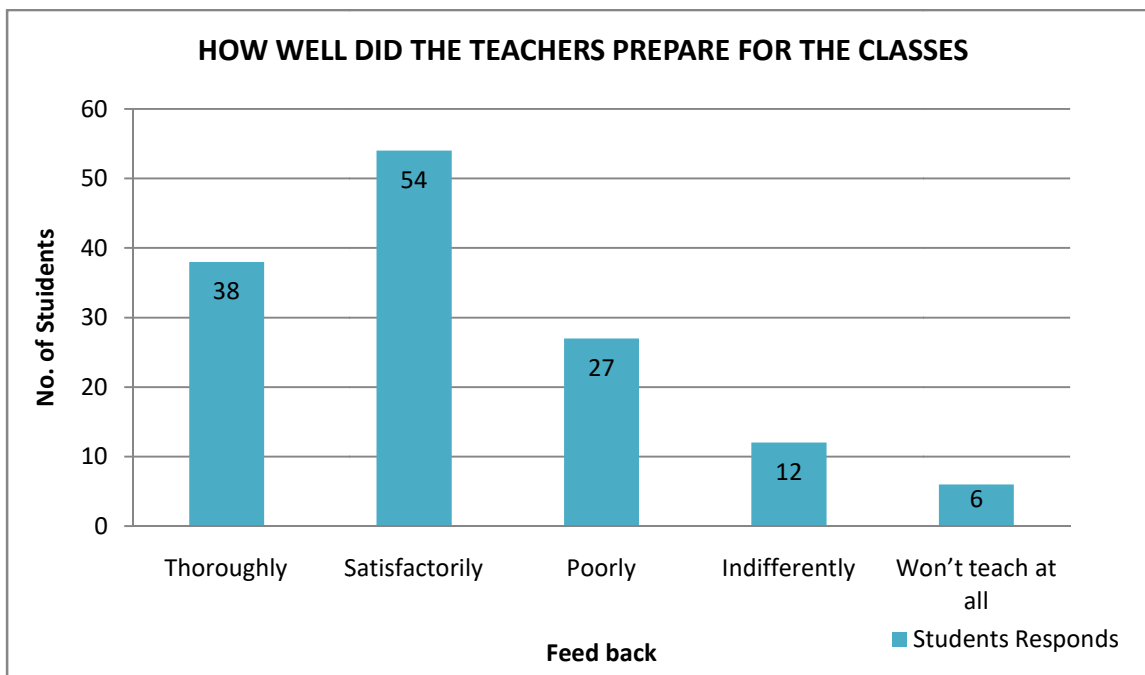


2. How well did the teachers prepare for the classes?

4 –Thoroughly	38 students
3 – Satisfactorily	54 students
2 – Poorly	27 students
1 – Indifferently	12 students
0 – Won't teach at all	6 students

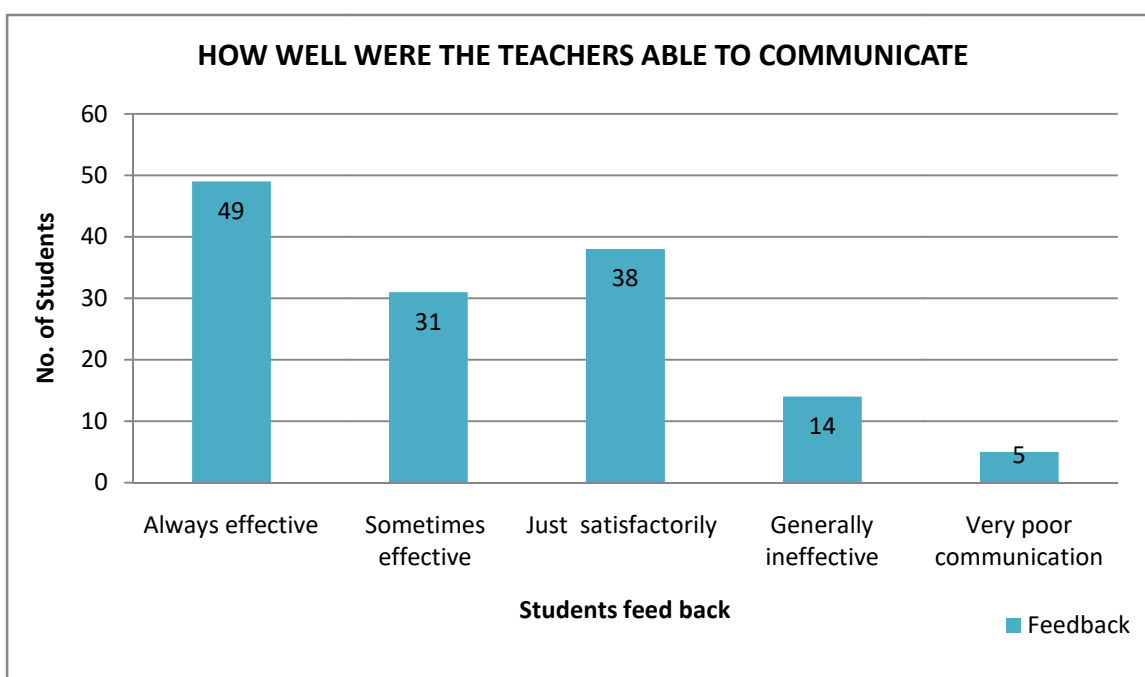


**B.P. CHALIHA COLLEGE, NAGARBERA**  
P.O.: NAGARBERA  
DIST: KAMRUP (ASSAM)  
PIN- 781127



3. How well were the teachers able to communicate?  
to communicate?

4 – Always effective	49 students
3 – Sometimes effective	31 students
2 – Just satisfactorily	38 students
1– Generally ineffective	14 students
0– Very poor communication	5 students

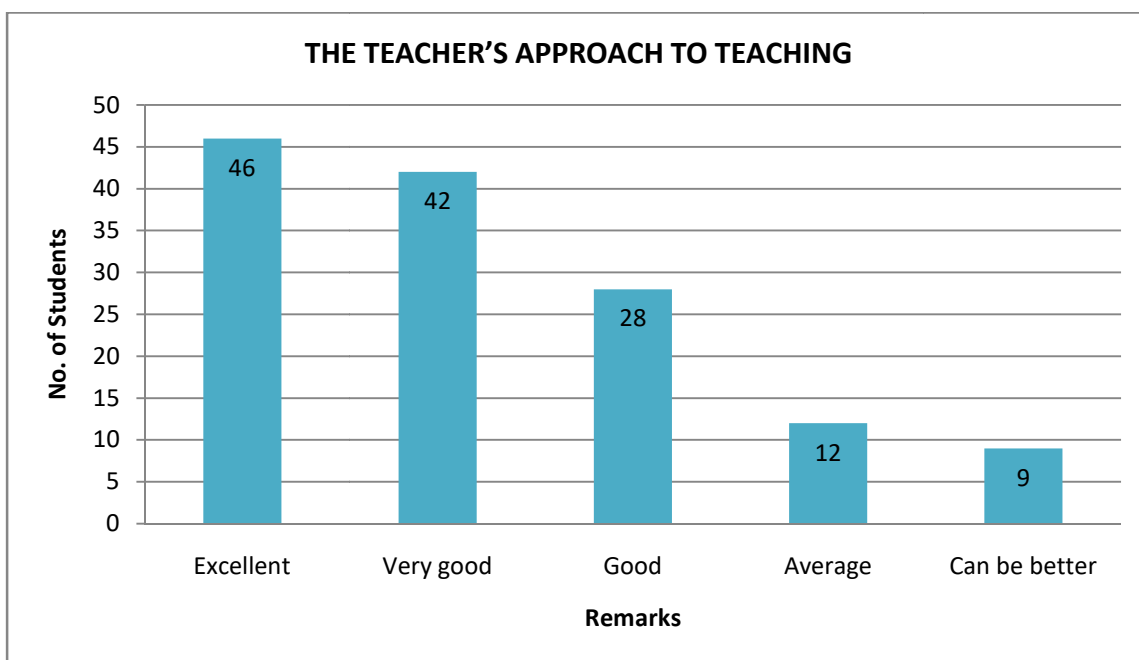




**B.P. CHALIHA COLLEGE, NAGARBERA**  
P.O.: NAGARBERA  
DIST: KAMRUP (ASSAM)  
PIN- 781127

4. The teacher's approach to teaching can best be described as

4– Excellent	46 students
3 – Very good	42 students
2 – Good	28 students
1 – Fair	12 students
0– Poor	9 students

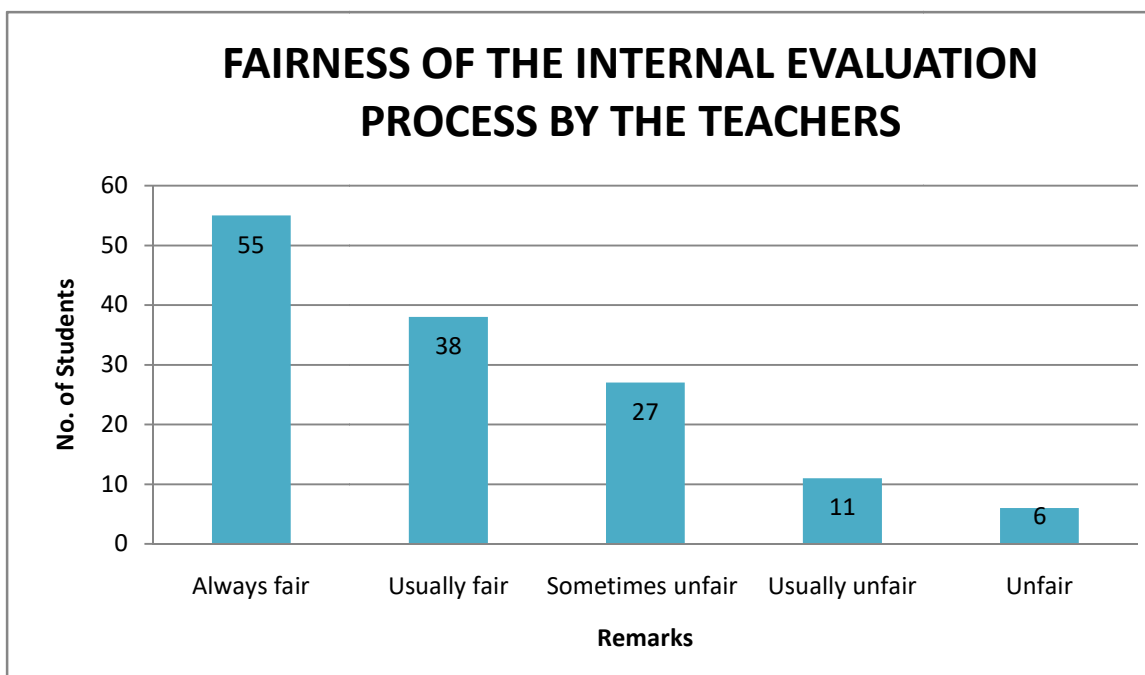




**B.P. CHALIHA COLLEGE, NAGARBERA**  
P.O.: NAGARBERA  
DIST: KAMRUP (ASSAM)  
PIN- 781127

5. Fairness of the internal evaluation process by the teachers.

4 – Always fair	55 students
3 – Usually fair	38 students
2 – Sometimes unfair,	27 students
1 – Usually unfair,	11 students
0– Unfair,	6 students

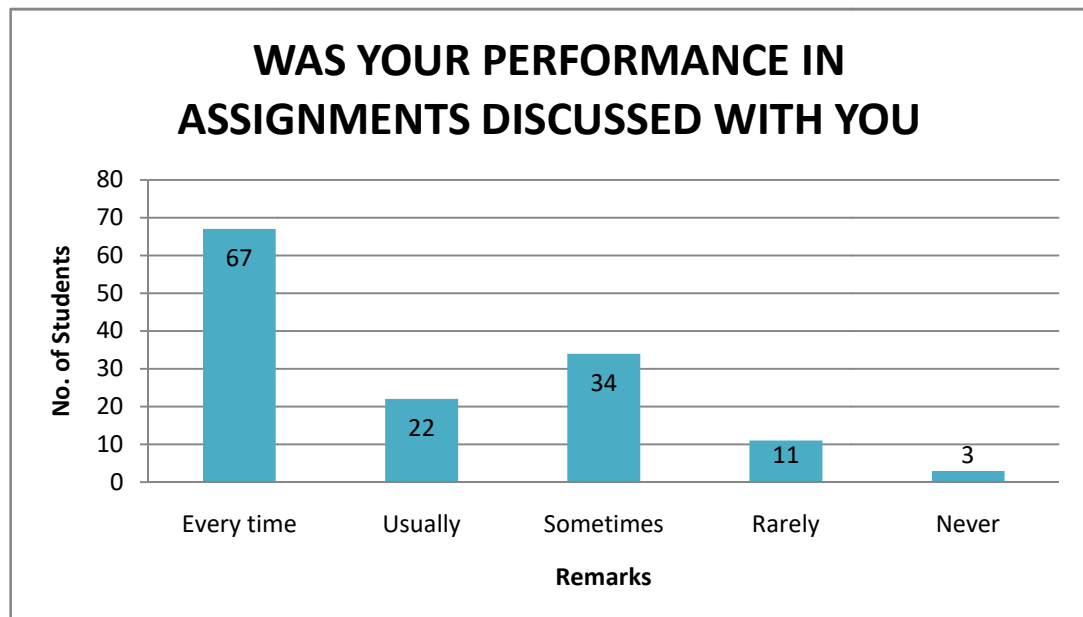


6. Was your performance in assignments  
discussed with you?

4 – Every time	67 students
3 – Usually,	22 students
2 – Occasionally/Sometimes	34 students
1 – Rarely,	11 students
0– Never	3 students

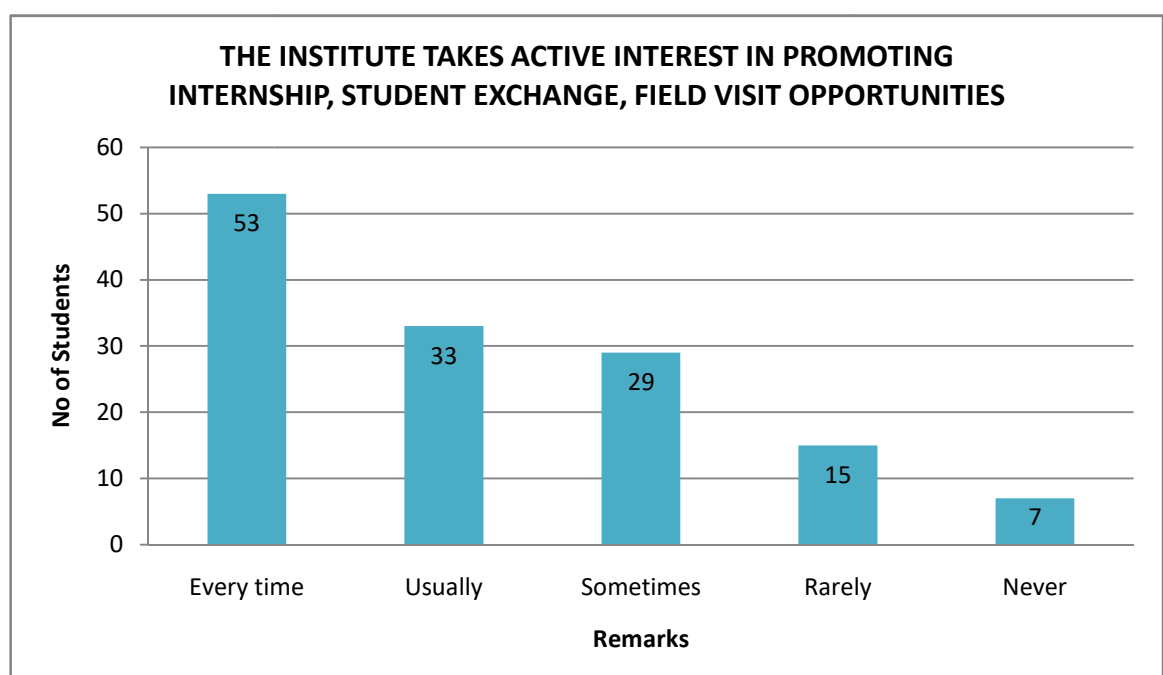


**B.P. CHALIHA COLLEGE, NAGARBERA**  
P.O.: NAGARBERA  
DIST: KAMRUP (ASSAM)  
PIN- 781127



7. The institute takes active interest in promoting internship, student exchange, field visit opportunities for students.

4 – Regularly	53 students
3 – Often	33students
2 – Sometimes	29students
1 – Rarely	15 students
0– Never	7 students

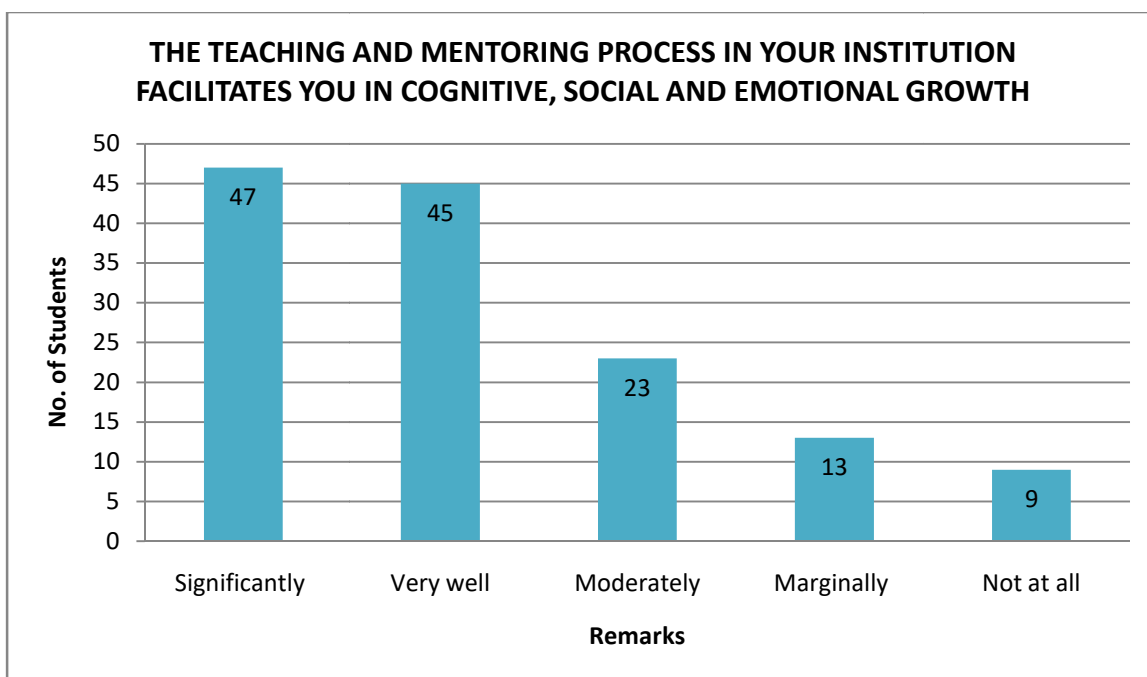




**B.P. CHALIHA COLLEGE, NAGARBERA**  
P.O.: NAGARBERA  
DIST: KAMRUP (ASSAM)  
PIN- 781127

8. The teaching and mentoring process in your institution facilitates you in cognitive, social and emotional growth.

4 – Significantly	47 students
3 – Very well	45 students
2 – Moderately	23 students
1 – Marginally	13 students
0– Not at all	9 students

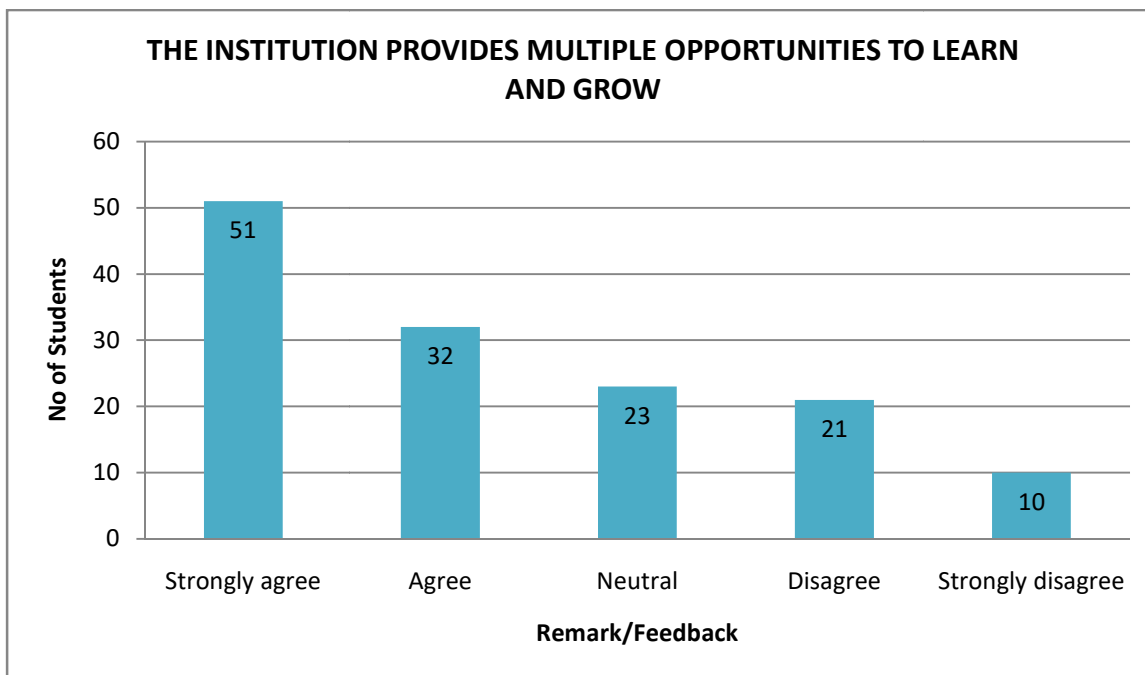


9. The institution provides multiple opportunities to learn and grow.

4 – Strongly agree	51 students
3 – Agree,	32 students
2 – Neutral,	23 students
1 – Disagree,	21 students
0– Strongly disagree,	10 students



**B.P. CHALIHA COLLEGE, NAGARBERA**  
P.O.: NAGARBERA  
DIST: KAMRUP (ASSAM)  
PIN- 781127





## B.P. CHALIHA COLLEGE, NAGARBERA

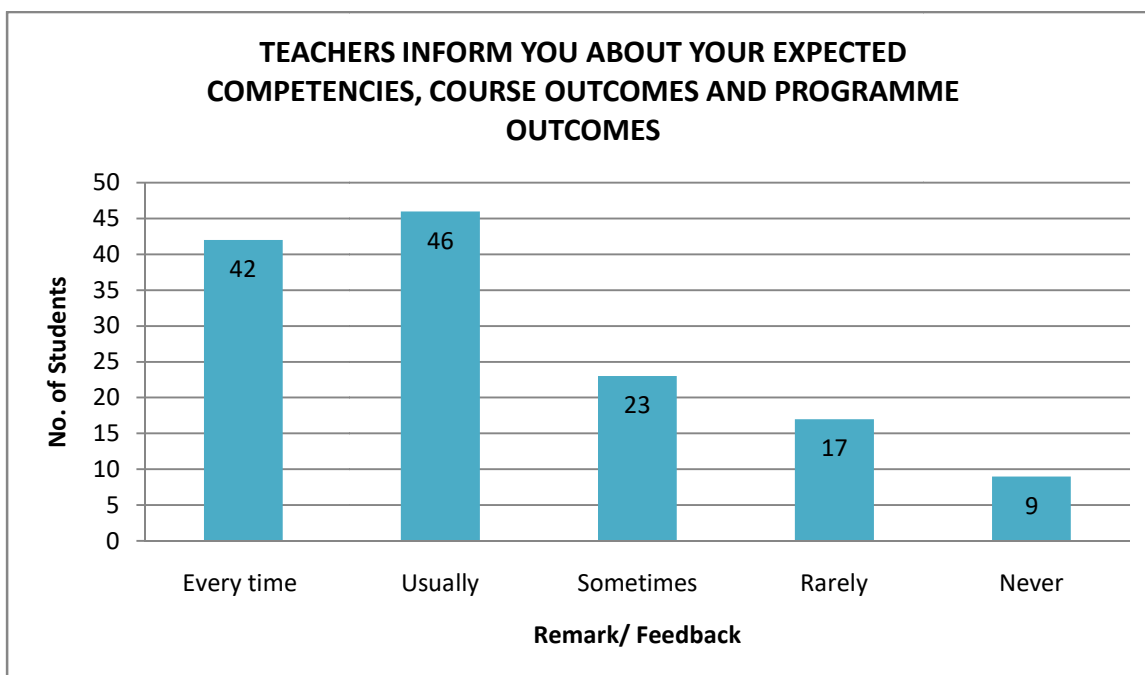
P.O.: NAGARBERA

DIST: KAMRUP (ASSAM)

PIN- 781127

10. Teachers inform you about your expected competencies, course outcomes and programme outcomes.

4 – Every time	42 students
3 – Usually,	46 students
2– Occasionally/Sometimes,	23 students
1 – Rarely,	17 students
0– Never,	09 students



11. Your mentor does a necessary follow-up with an assigned task to you.

4 – Every time,	61
3 – Usually,	27
2 – Occasionally/Sometimes,	21
1 – Rarely,	12
0 – I don't have a mentor,	16



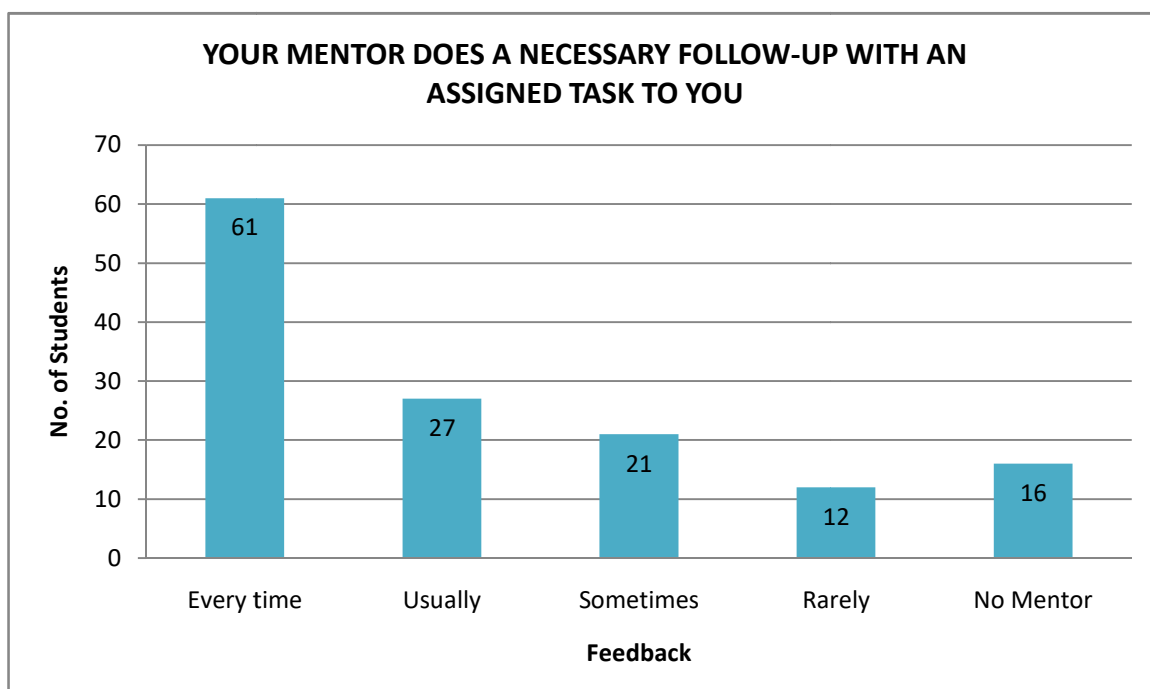


## B.P. CHALIHA COLLEGE, NAGARBERA

P.O.: NAGARBERA

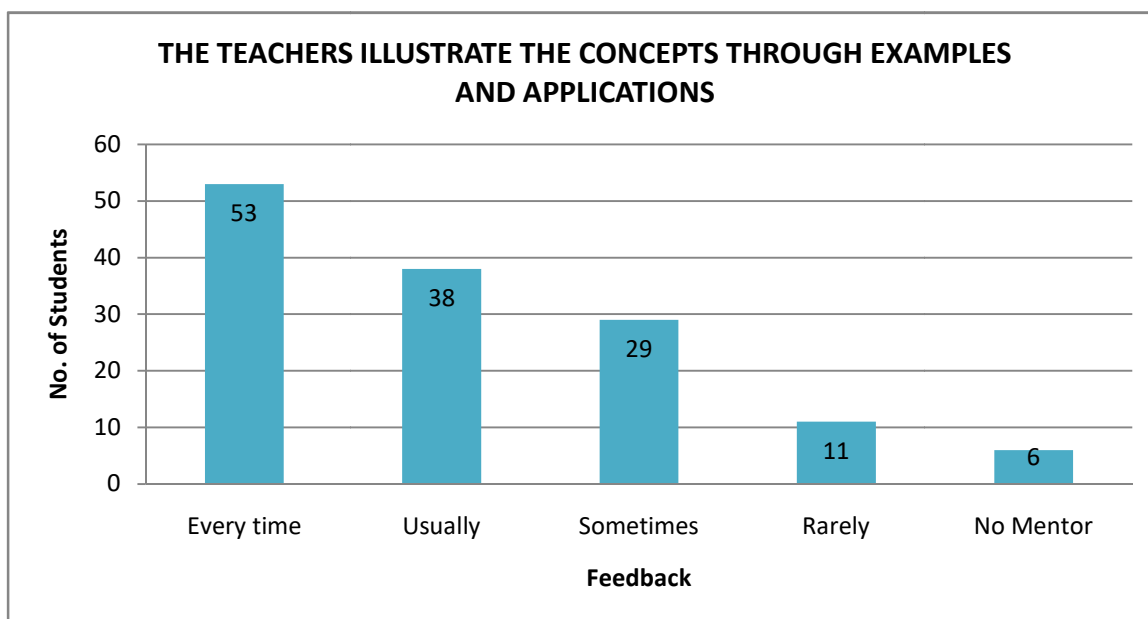
DIST: KAMRUP (ASSAM)

PIN- 781127



12. The teachers illustrate the concepts through examples and applications.

4 – Every time,	53
3 – Usually,	38
2 – Occasionally/Sometimes,	29
1– Rarely,	11
0 – Never,	06



13. The teachers identify your strengths and encourage you with



## B.P. CHALIHA COLLEGE, NAGARBERA

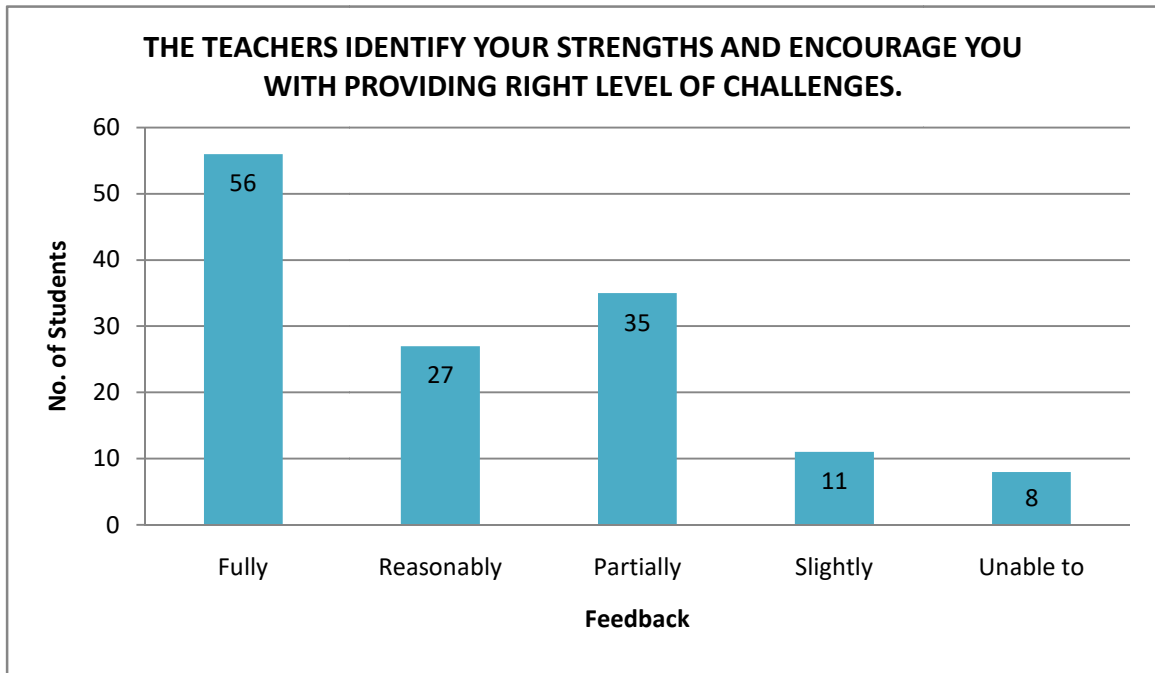
P.O.: NAGARBERA

DIST: KAMRUP (ASSAM)

PIN- 781127

providing right level of challenges.

4 – Fully	56
3 – Reasonably	27
2 – Partially	35
1 – Slightly	11
0– Unable to	8



14. Teachers are able to identify your weaknesses and help you to overcome them.

4 – Every time,	36
3 – Usually,	35
2 – Occasionally/Sometimes,	31
1 – Rarely,	19
0 – Never,	16

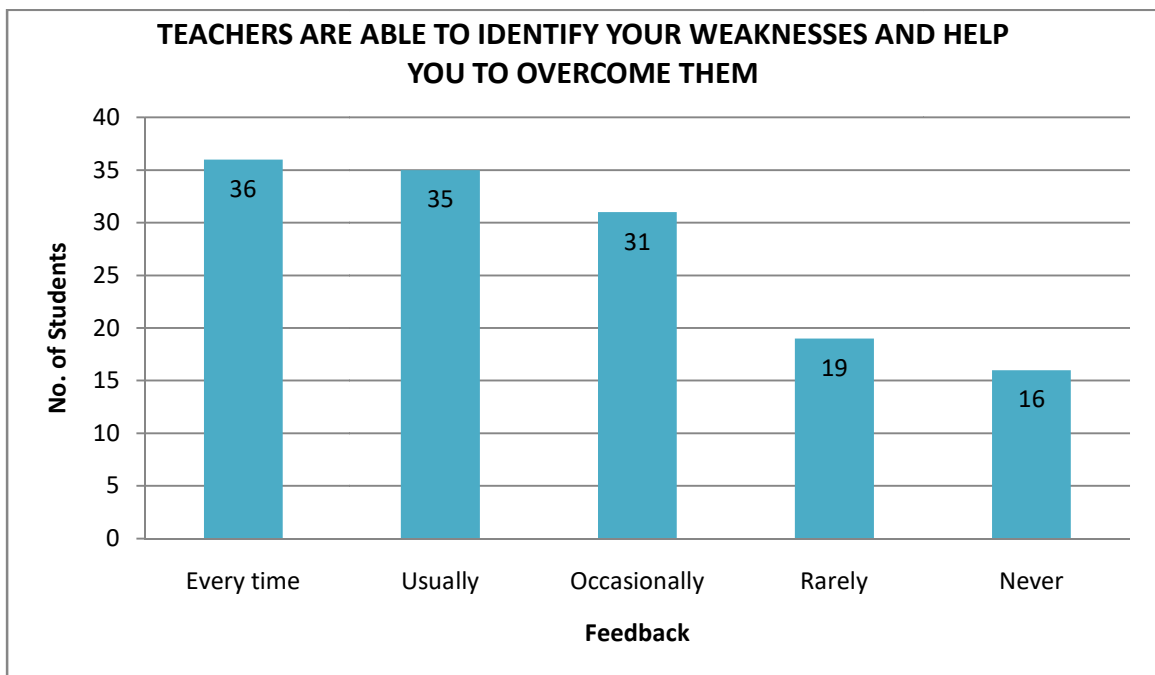


## B.P. CHALIHA COLLEGE, NAGARBERA

P.O.: NAGARBERA

DIST: KAMRUP (ASSAM)

PIN- 781127

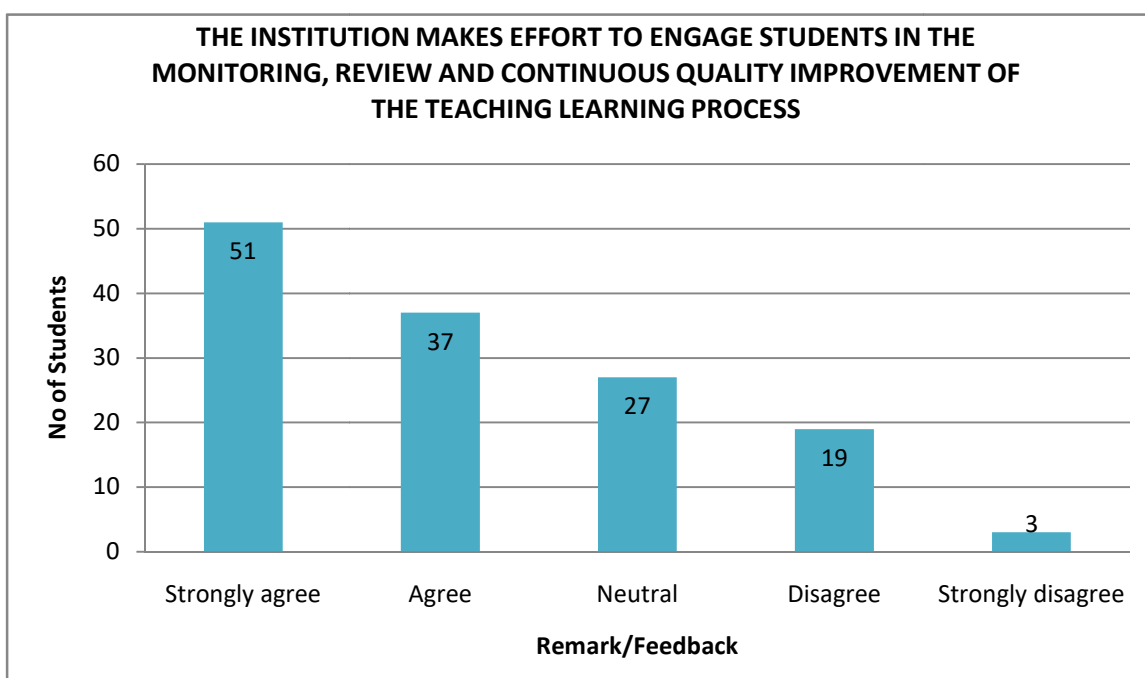




**B.P. CHALIHA COLLEGE, NAGARBERA**  
P.O.: NAGARBERA  
DIST: KAMRUP (ASSAM)  
PIN- 781127

15. The institution makes effort to engage students in the monitoring, review and continuous quality improvement of the teaching learning process.

4 – Strongly agree,	51students
3 – Agree,	37 students
2 – Neutral,	27 students
1 – Disagree,	19students
0 – Strongly disagree,	3 students

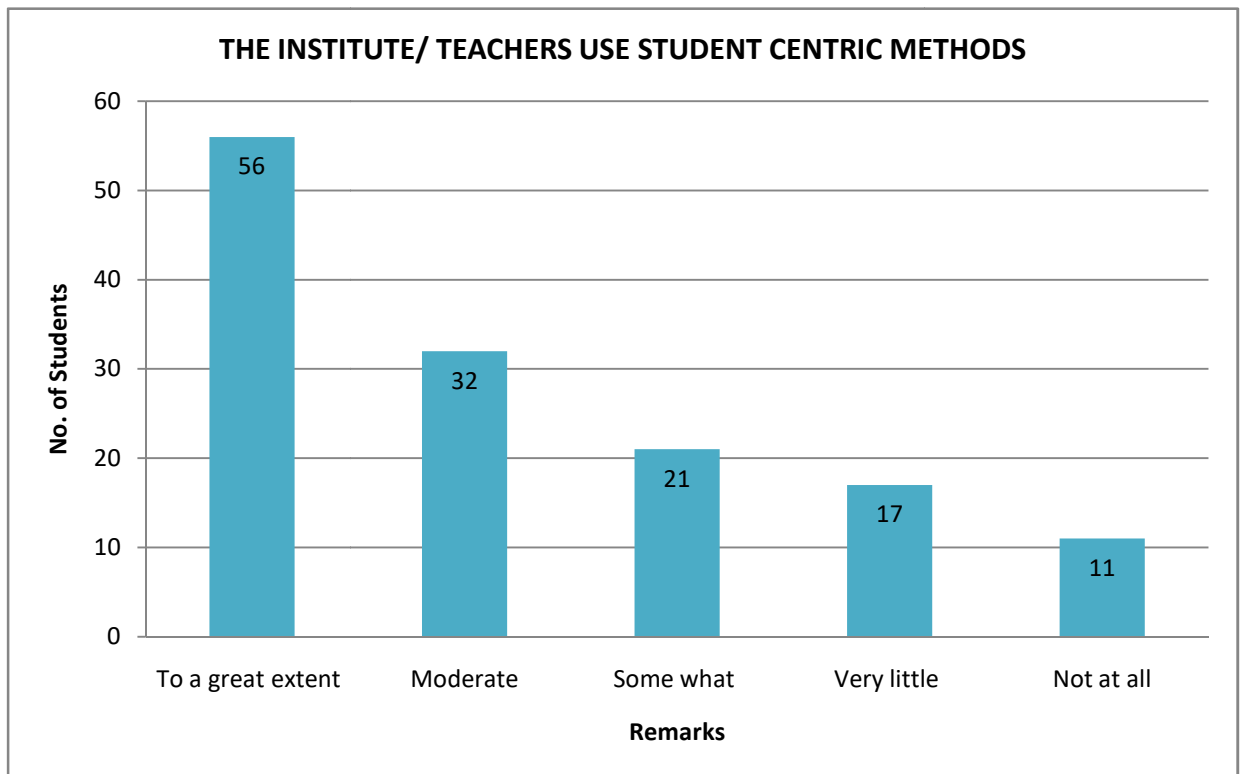


16. The institute/ teachers use student centric methods, such as experiential learning, participative learning and problem solving methodologies for enhancing learning experiences.

4 – To a great extent	56 students
3 – Moderate,	32 students
2 – Somewhat	21 students
1 – Very little,	17 students
0 – Not at all	11 students



**B.P. CHALIHA COLLEGE, NAGARBERA**  
P.O.: NAGARBERA  
DIST: KAMRUP (ASSAM)  
PIN- 781127

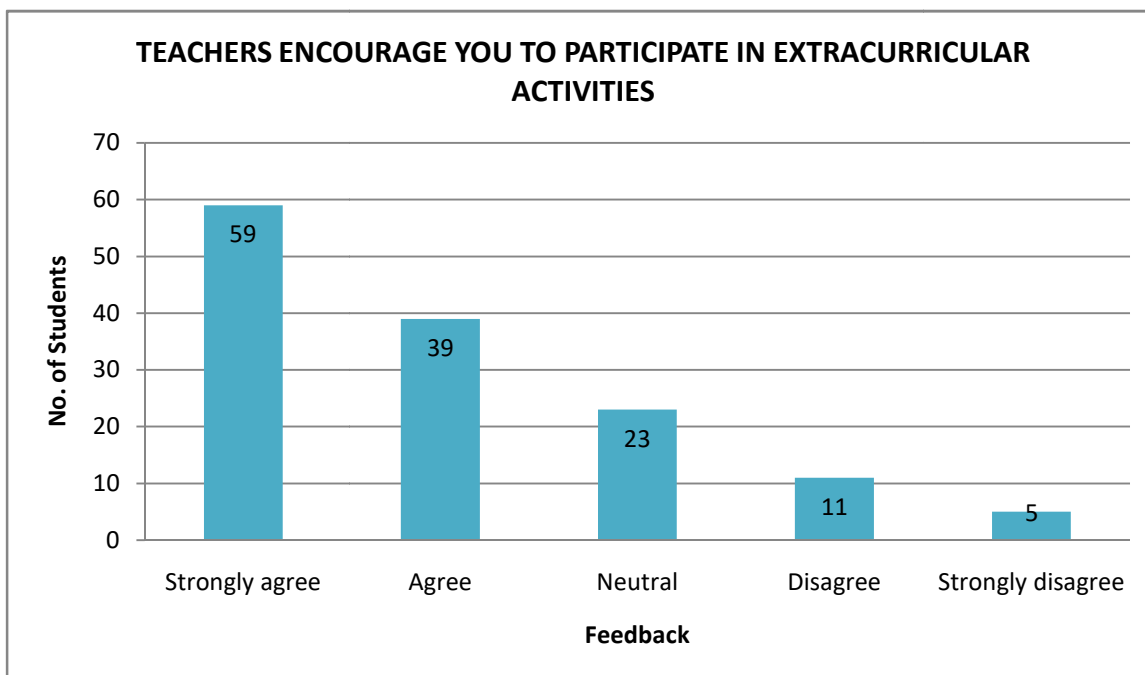


17. Teachers encourage you to participate in extracurricular activities.

4 – Strongly agree	59 students
3 – Agree	39 students
2 – Neutral	23 students
1 – Disagree	11 students
0 – Strongly disagree	5 students

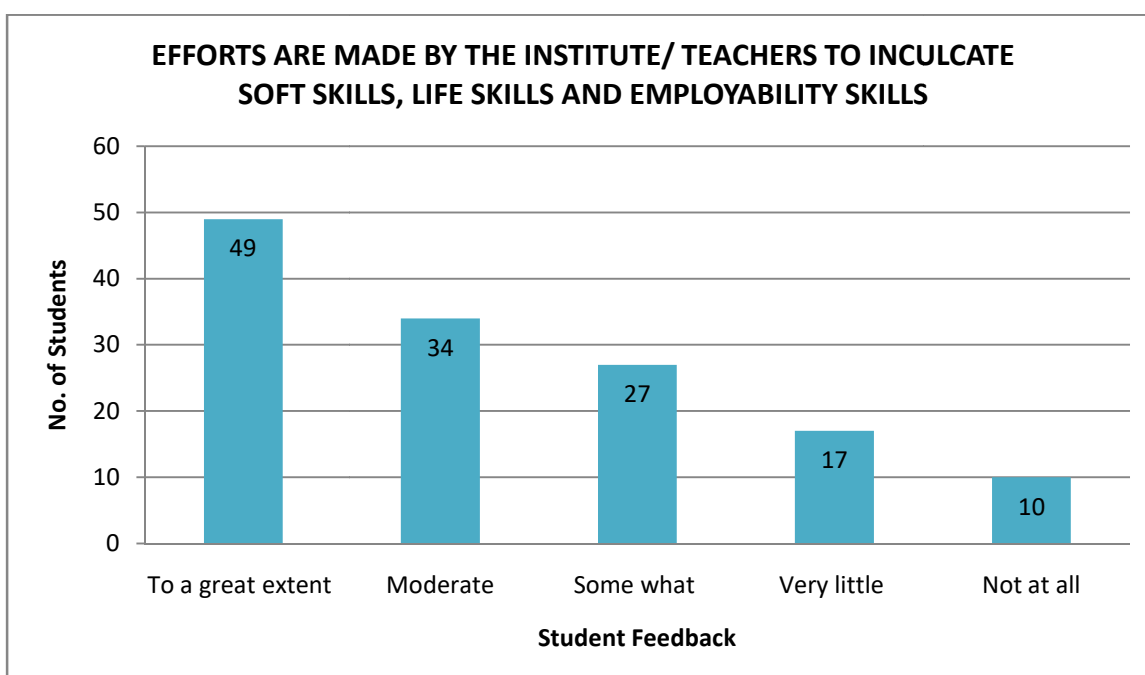


**B.P. CHALIHA COLLEGE, NAGARBERA**  
P.O.: NAGARBERA  
DIST: KAMRUP (ASSAM)  
PIN- 781127



18. Efforts are made by the institute/ teachers to inculcate soft skills, life skills and employability skills to make you ready for the world of work.

4 – To a great extent	49 students
3 – Moderate	34 students
2 – Somewhat	27 students
1 – Very little	17 students
0 – Not at all	10 students

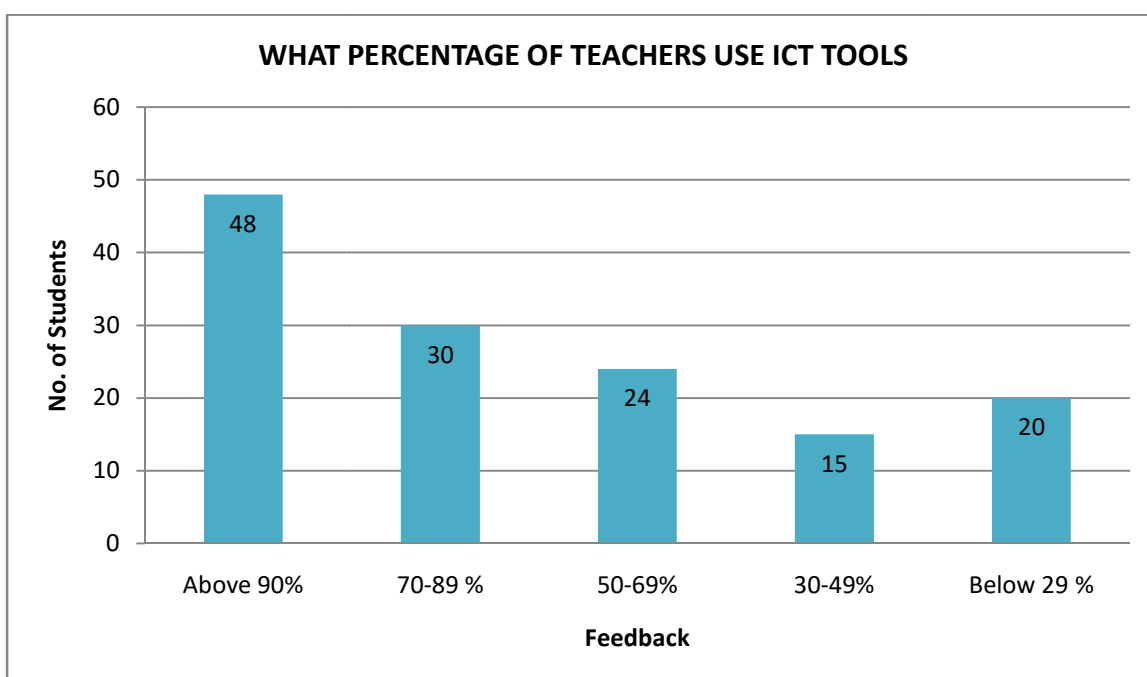




**B.P. CHALIHA COLLEGE, NAGARBERA**  
P.O.: NAGARBERA  
DIST: KAMRUP (ASSAM)  
PIN- 781127

19. What percentage of teachers use ICT tools such as LCD projector, Multimedia, etc. while teaching.

4 – Above 90%	48 students
3 – 70 – 89%	30 students
2 – 50 – 69%	24 students
1 – 30 – 49%	15 students
0 – Below 29%	20 students



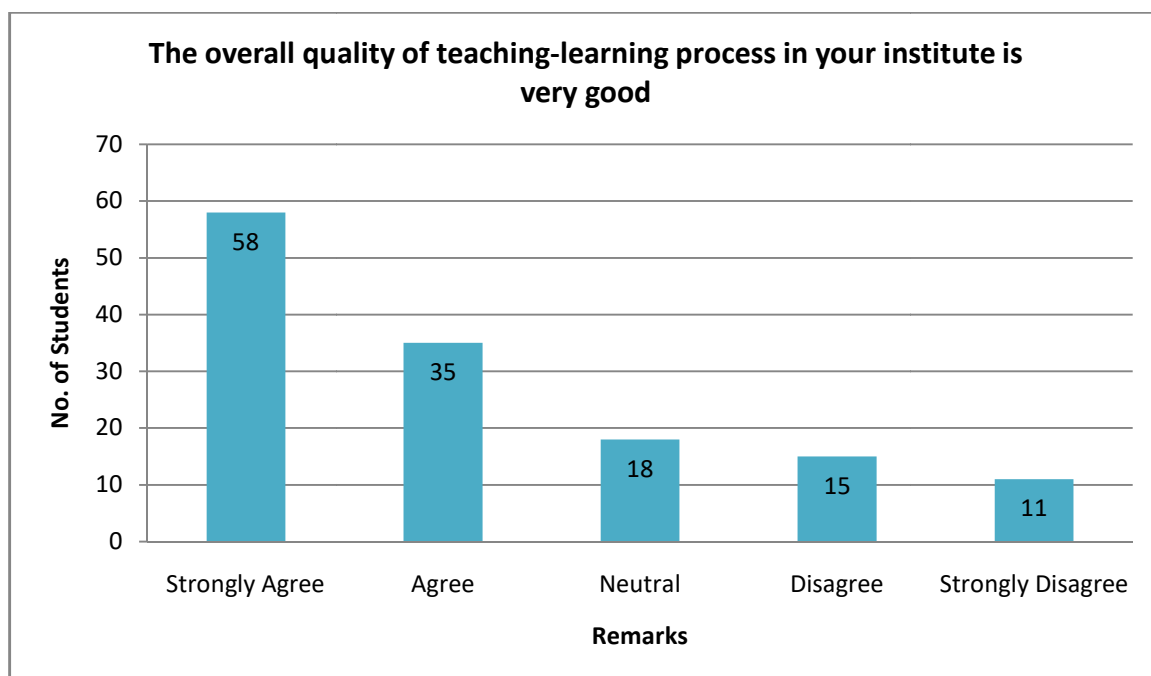


**B.P. CHALIHA COLLEGE, NAGARBERA**  
P.O.: NAGARBERA  
DIST: KAMRUP (ASSAM)  
PIN- 781127

20. The overall quality of teaching-learning process in your institute is very good.

4 –Strongly agree	58 students
3 – Agree	35 students
2 – Neutral	18 students
1 – Disagree	15 students
0 – Strongly disagree	11 students

51 Students responded as Excellent, 26 responded as very good whether 19 students marked good and unfortunately 8 reported as average



21. Give three observation / suggestions to improve the overall teaching – learning experience in your institution.

- Around 40 percentages of students suggested for an auditorium in the college.
- More than 60 percent students requested for free WiFi in the college campus.
- Few students requested for a gym in the college campus.